


# Processes & Threads




## concurrent processes

---


We structure complex systems as sets of simpler activities, each represented as a **sequential process**. Processes can overlap or be concurrent, so as to reflect the concurrency inherent in the physical world, or to offload time-consuming tasks, or to manage communications or other devices.

Designing concurrent software can be complex and error prone. A rigorous engineering approach is essential.

*Concept of a process as a sequence of actions.*



*Model processes as finite state machines.*



*Program processes as threads in Java.*

## processes and threads

---

**Concepts:** processes - units of sequential execution.

**Models:** **finite state processes (FSP)**  
to model processes as sequences of actions.  
**labelled transition systems (LTS)**  
to analyse, display and animate behavior.

**Practice:** Java threads

## 2.1 Modeling Processes

---

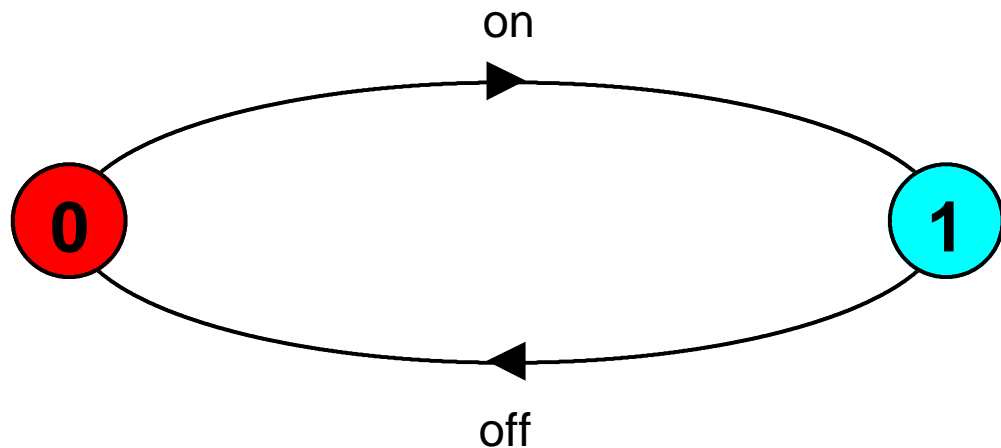
Models are described using state machines, known as Labelled Transition Systems **LTS**. These are described textually as finite state processes (**FSP**) and displayed and analysed by the **LTSA** analysis tool.

- ◆ **LTS** - graphical form
- ◆ **FSP** - algebraic form

# modeling processes

---

A process is the execution of a sequential program. It is modeled as a finite state machine which transits from state to state by executing a sequence of atomic actions.



a light switch  
**LTS**

**on**→**off**→**on**→**off**→**on**→**off**→ .....

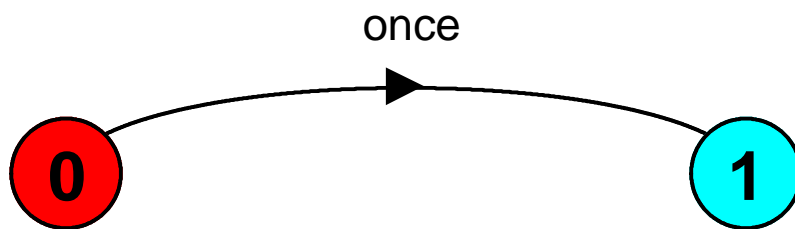
a sequence of actions or *trace*

## FSP - action prefix

If  $x$  is an action and  $P$  a process then  $(x \rightarrow P)$  describes a process that initially engages in the action  $x$  and then behaves exactly as described by  $P$ .

**ONESHOT** = (once  $\rightarrow$  STOP).

ONESHOT state machine



(terminating process)

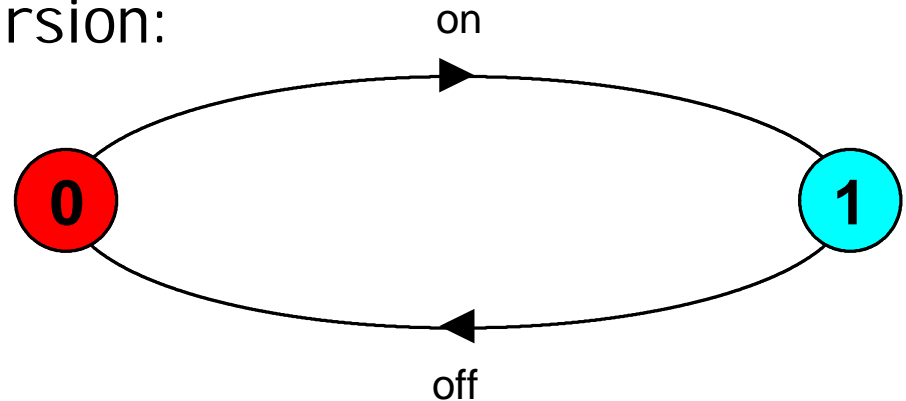
Convention: actions begin with lowercase letters  
PROCESSES begin with uppercase letters

## FSP - action prefix & recursion

---

Repetitive behaviour uses recursion:

```
SWITCH = OFF,  
OFF    = (on -> ON),  
ON     = (off-> OFF).
```



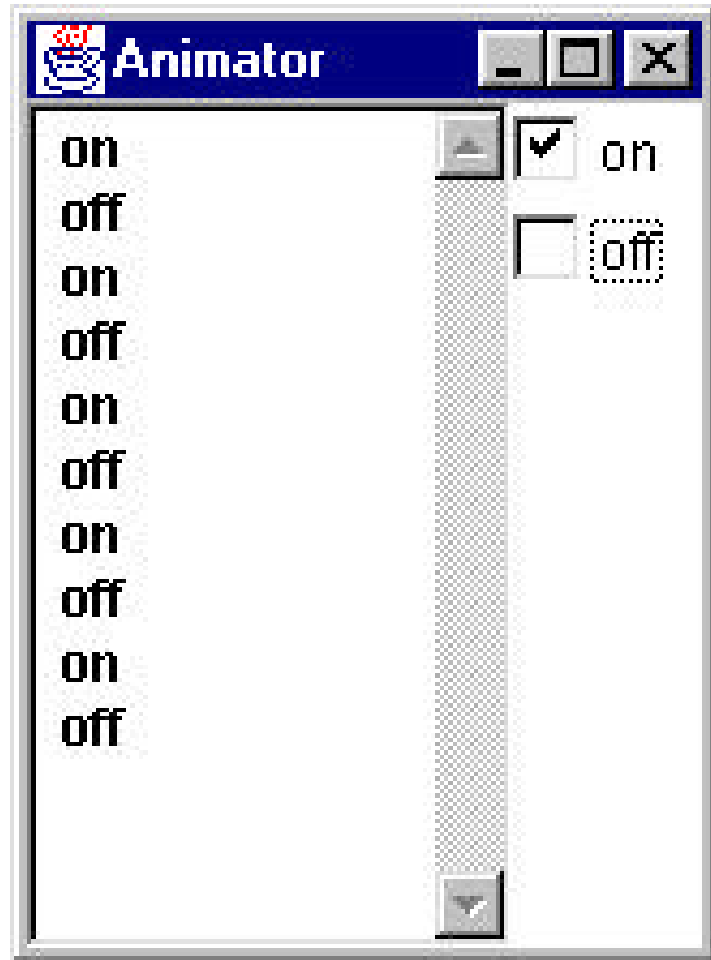
Substituting to get a more succinct definition:

```
SWITCH = OFF,  
OFF    = (on -> (off->OFF)).
```

And again:

```
SWITCH = (on->off->SWITCH).
```

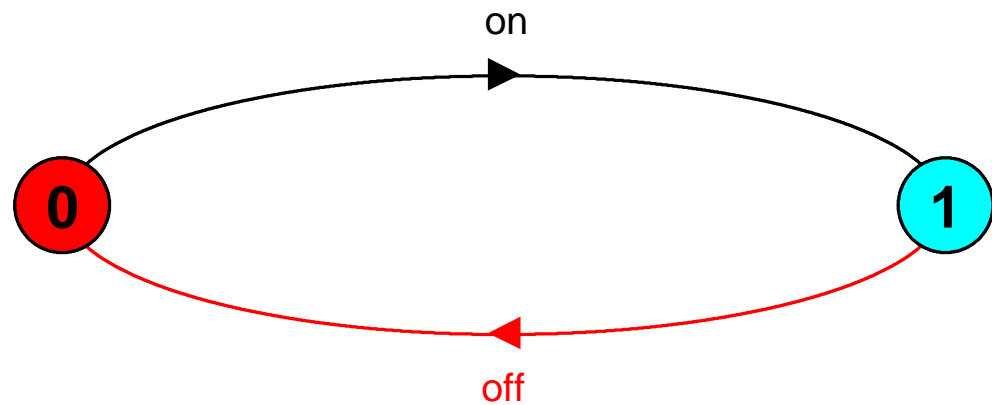
# animation using LTSA



The *LTSA* animator can be used to produce a trace.

Ticked actions are eligible for selection.

In the LTS, the last action is highlighted in red.





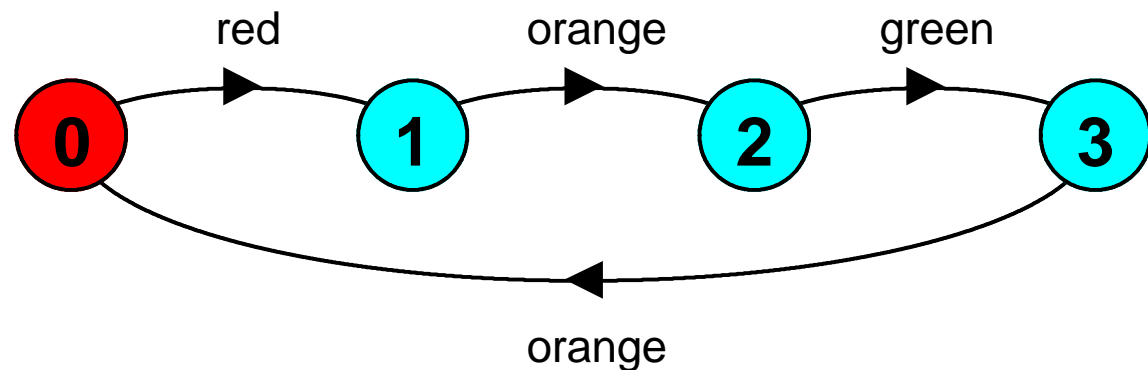
## FSP - action prefix

---

FSP model of a traffic light :

**TRAFFICLIGHT = (red->orange->green->orange  
-> TRAFFICLIGHT) .**

LTS generated using *LTSA*:



Trace:

**red→orange→green→orange→red→orange→green ...**

## FSP - choice

---

If  $\mathbf{x}$  and  $\mathbf{y}$  are actions then  $(\mathbf{x} \rightarrow \mathbf{P} \mid \mathbf{y} \rightarrow \mathbf{Q})$  describes a process which initially engages in either of the actions  $\mathbf{x}$  or  $\mathbf{y}$ . After the first action has occurred, the subsequent behavior is described by  $\mathbf{P}$  if the first action was  $\mathbf{x}$  and  $\mathbf{Q}$  if the first action was  $\mathbf{y}$ .

*Who or what makes the choice?*

*Is there a difference between input and output actions?*

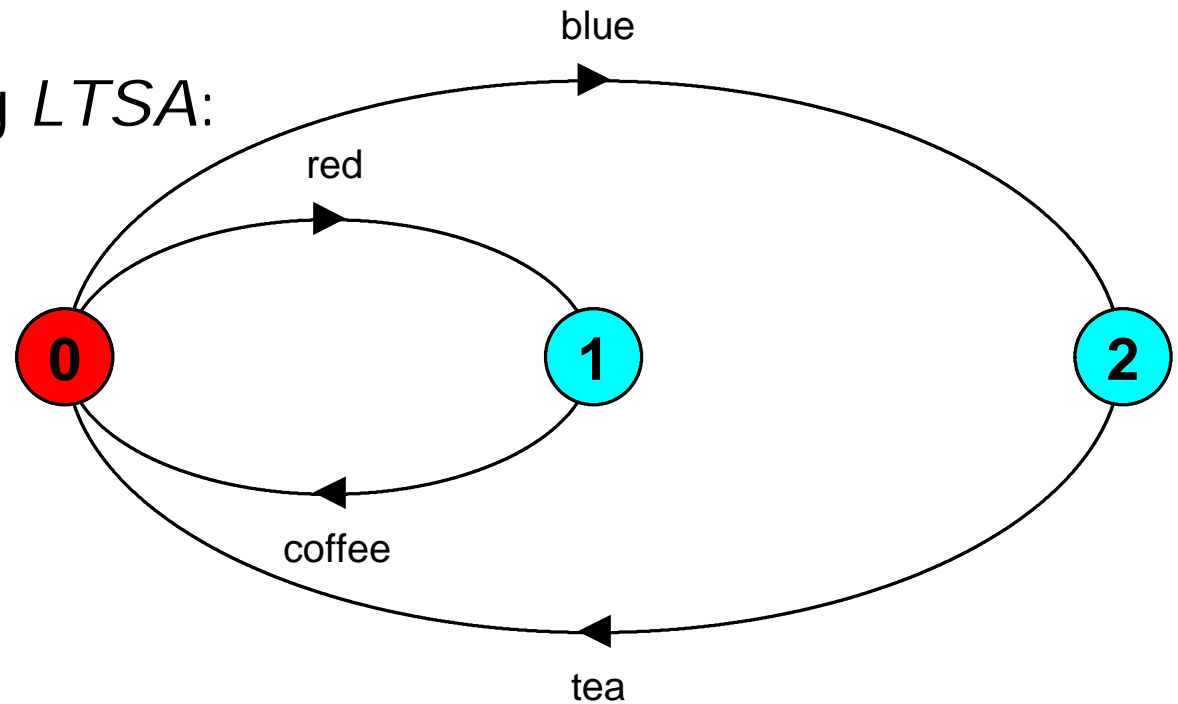
# FSP - choice

---

FSP model of a drinks machine :

```
DRINKS = (red->coffee->DRINKS  
|blue->tea->DRINKS  
).
```

LTS generated using *LTSA*:



Possible traces?

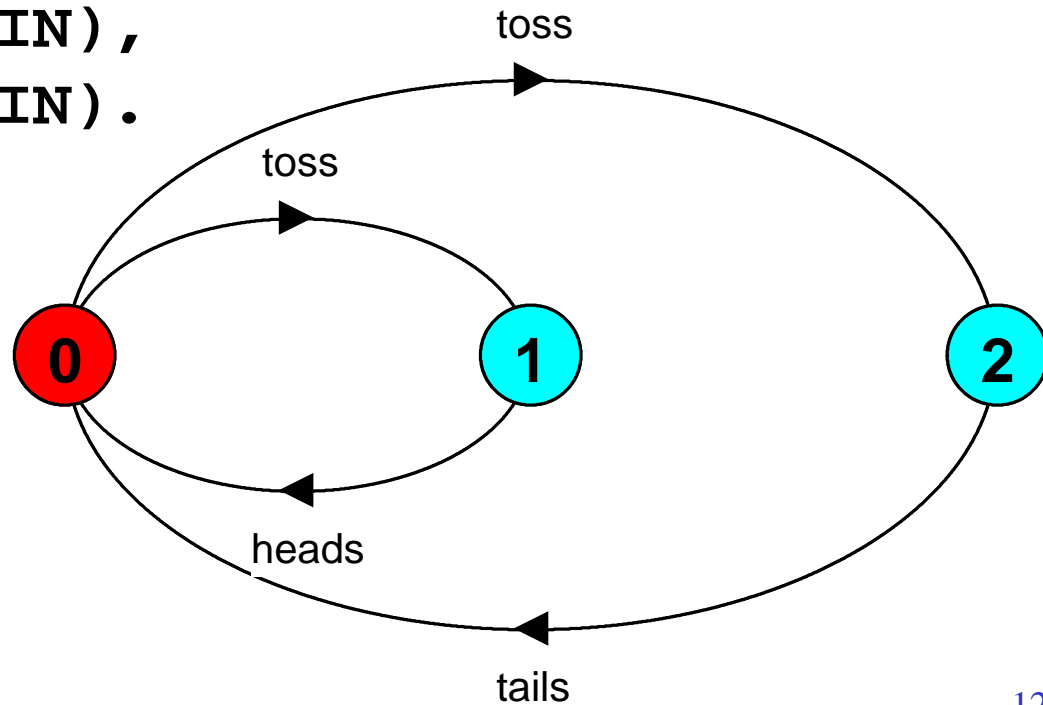
## Non-deterministic choice

Process  $(x \rightarrow P \mid x \rightarrow Q)$  describes a process which engages in  $x$  and then behaves as either  $P$  or  $Q$ .

**COIN = (toss  $\rightarrow$  HEADS  $\mid$  toss  $\rightarrow$  TAILS) ,**  
**HEADS = (heads  $\rightarrow$  COIN) ,**  
**TAILS = (tails  $\rightarrow$  COIN) .**

Tossing a  
coin.

Possible traces?

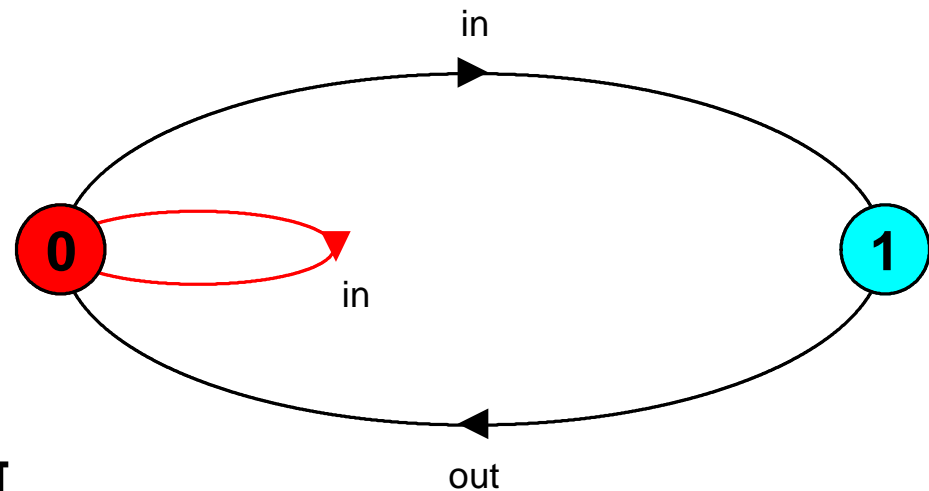


## Modeling failure

---

How do we model an unreliable communication channel which accepts **in** actions and if a failure occurs produces no output, otherwise performs an **out** action?

Use non-determinism...



```
CHAN = ( in->CHAN
        | in->out->CHAN
        ).
```

## FSP - indexed processes and actions

---

Single slot buffer that inputs a value in the range 0 to 3 and then outputs that value:

$$\text{BUFF} = (\text{in}[i:0..3] \rightarrow \text{out}[i] \rightarrow \text{BUFF}).$$

equivalent to

$$\begin{aligned} \text{BUFF} = & (\text{in}[0] \rightarrow \text{out}[0] \rightarrow \text{BUFF} \\ & | \text{in}[1] \rightarrow \text{out}[1] \rightarrow \text{BUFF} \\ & | \text{in}[2] \rightarrow \text{out}[2] \rightarrow \text{BUFF} \\ & | \text{in}[3] \rightarrow \text{out}[3] \rightarrow \text{BUFF} \\ & ). \end{aligned}$$

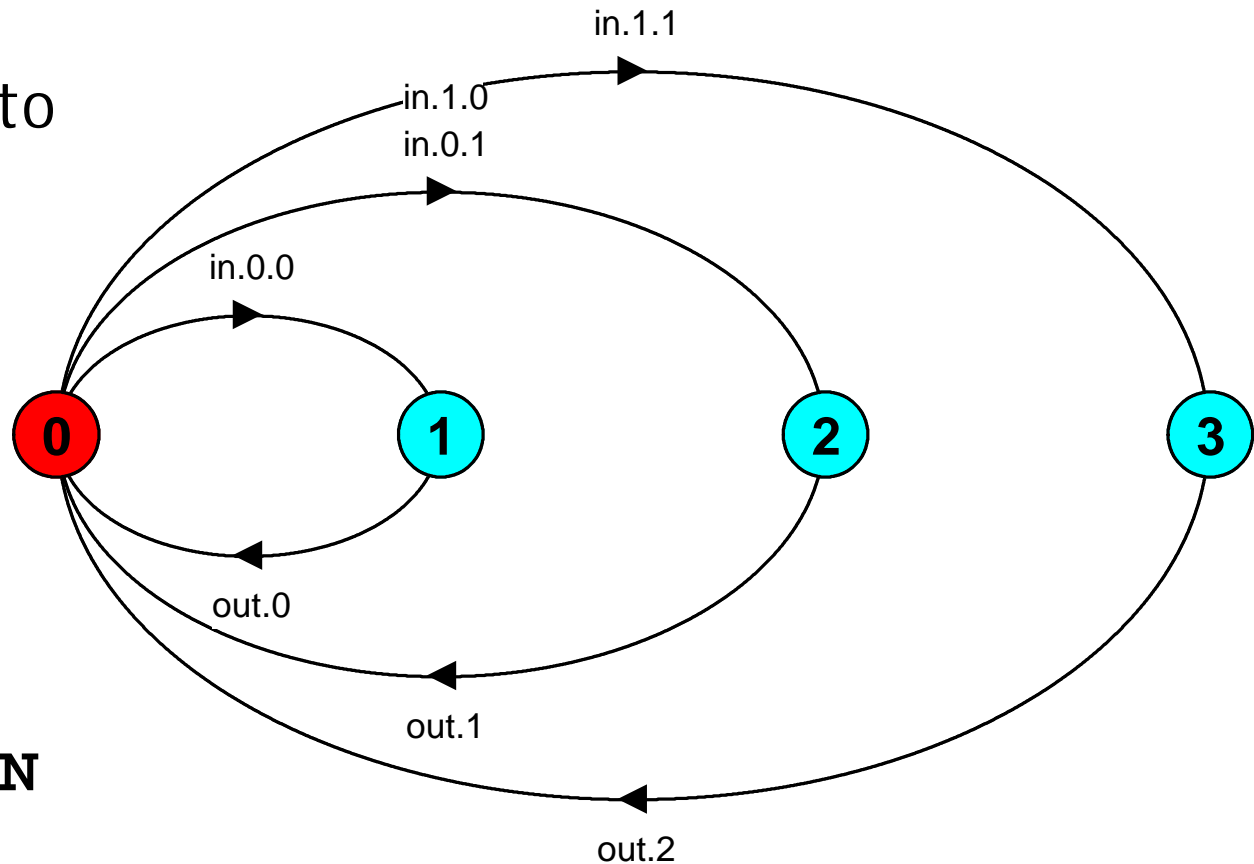
or using a [process parameter](#) with default value:

$$\text{BUFF}(N=3) = (\text{in}[i:0..N] \rightarrow \text{out}[i] \rightarrow \text{BUFF}).$$

## FSP - constant & range declaration

---

index expressions to  
model calculation:



```
const N = 1  
range T = 0..N  
range R = 0..2*N
```

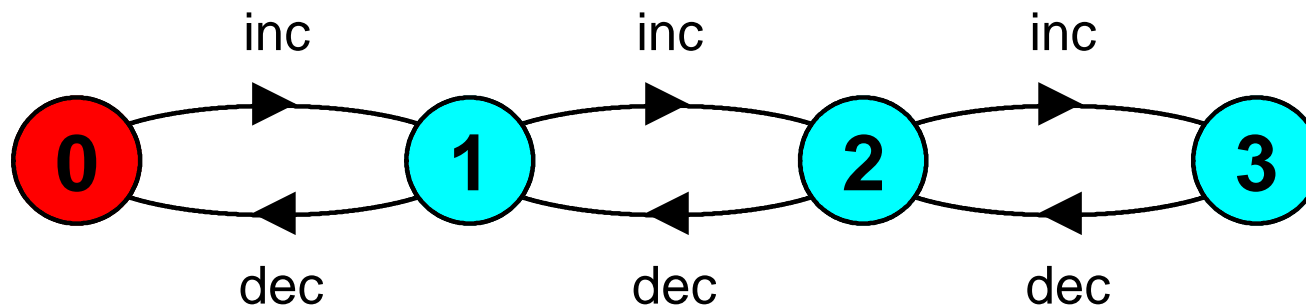
```
SUM          = (in[a:T][b:T]->TOTAL[a+b]),  
TOTAL[s:R]  = (out[s]->SUM).
```

Concurrency: processes & threads

## FSP - guarded actions

The choice (**when** **B** **x**  $\rightarrow$  **P** | **y**  $\rightarrow$  **Q**) means that when the guard **B** is true then the actions **x** and **y** are both eligible to be chosen, otherwise if **B** is false then the action **x** cannot be chosen.

`COUNT (N=3) = COUNT[0],`  
`COUNT[i:0..N] = (when(i<N) inc->COUNT[i+1]`  
`|when(i>0) dec->COUNT[i-1]`  
`).`

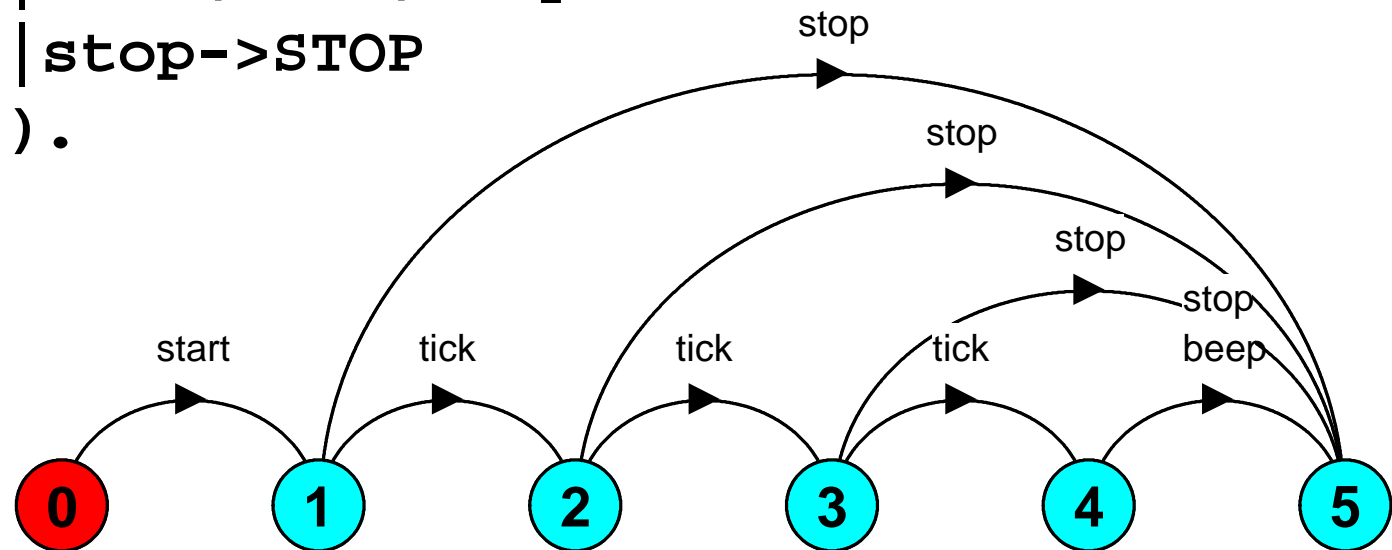




## FSP - guarded actions

A countdown timer which beeps after N ticks, or can be stopped.

```
COUNTDOWN (N=3) = (start->COUNTDOWN[N]),  
COUNTDOWN[i:0..N] =  
  (when(i>0) tick->COUNTDOWN[i-1]  
  |when(i==0)beep->STOP  
  |stop->STOP  
  ).
```



## FSP - guarded actions

---

What is the following FSP process equivalent to?

```
const False = 0
P = (when (False) doanything->P).
```

Answer:

**STOP**

## FSP - process alphabets

---

The alphabet of a process is the set of actions in which it can engage.

Alphabet extension can be used to extend the **implicit** alphabet of a process:

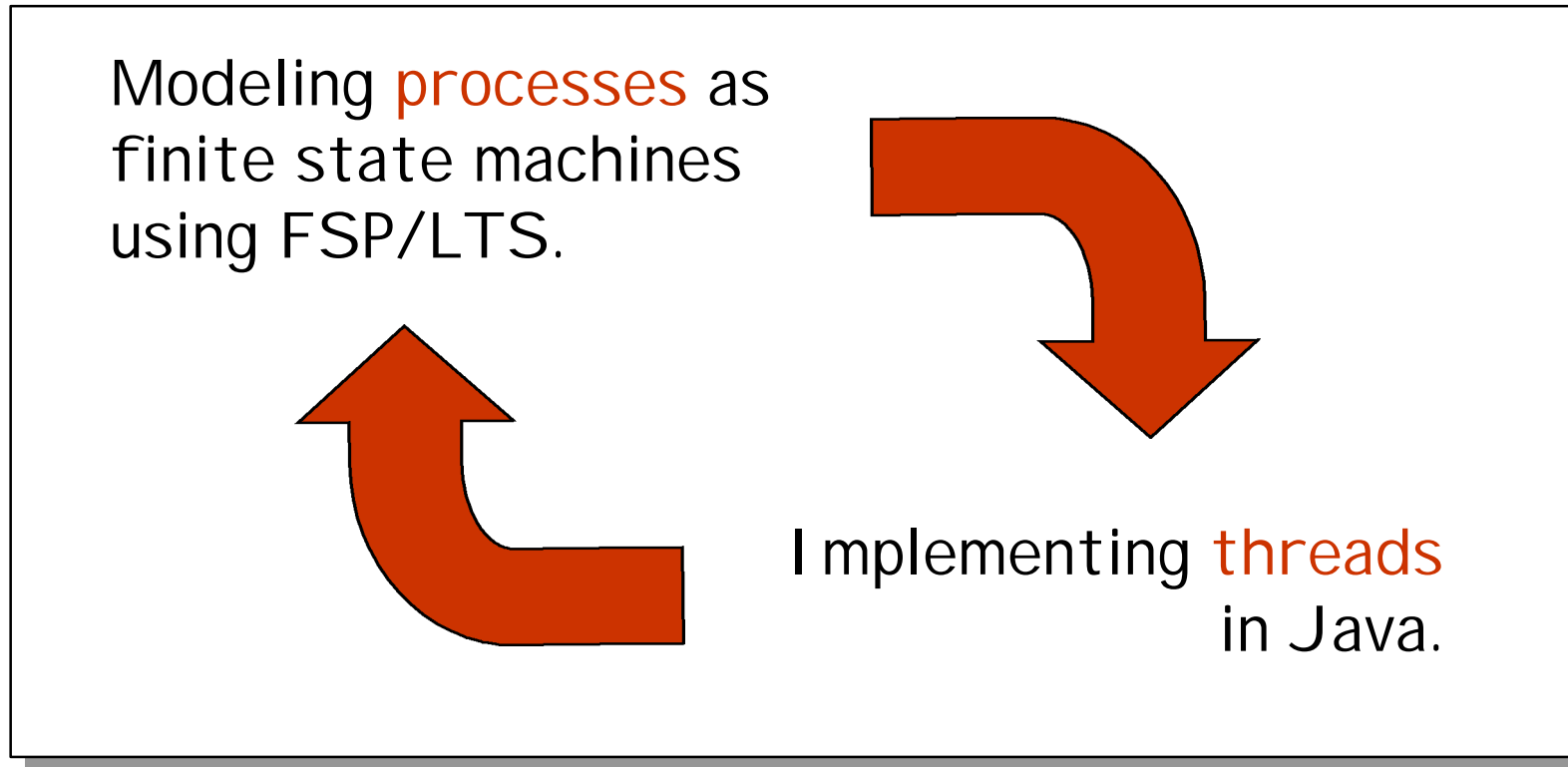
$$\text{WRITER} = (\text{write}[1] \rightarrow \text{write}[3] \rightarrow \text{WRITER}) \\ + \{\text{write}[0..3]\}.$$

Alphabet of **WRITER** is the set  $\{\text{write}[0..3]\}$

(we make use of alphabet extensions in later chapters)

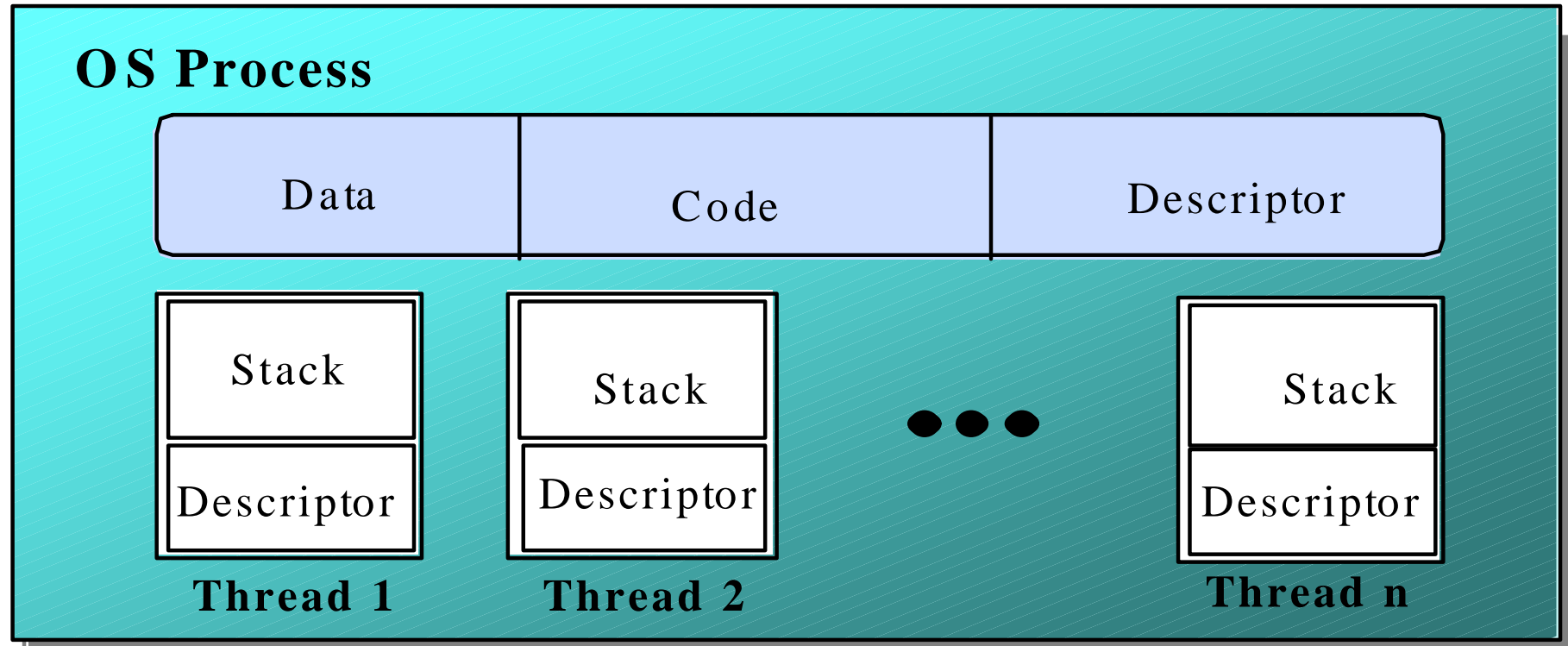
## 2.2 Implementing processes

---



**Note:** to avoid confusion, we use the term **process** when referring to the models, and **thread** when referring to the implementation in Java.

## Implementing processes - the OS view

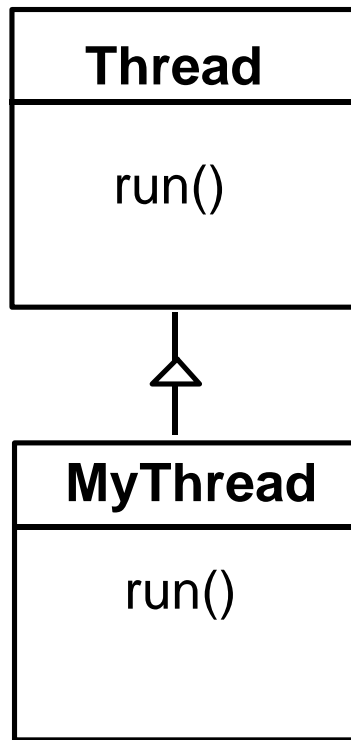


A (heavyweight) process in an operating system is represented by its code, data and the state of the machine registers, given in a descriptor. In order to support multiple (lightweight) **threads of control**, it has multiple stacks, one for each thread.

# threads in Java

---

A Thread class manages a single sequential thread of control. Threads may be created and deleted dynamically.



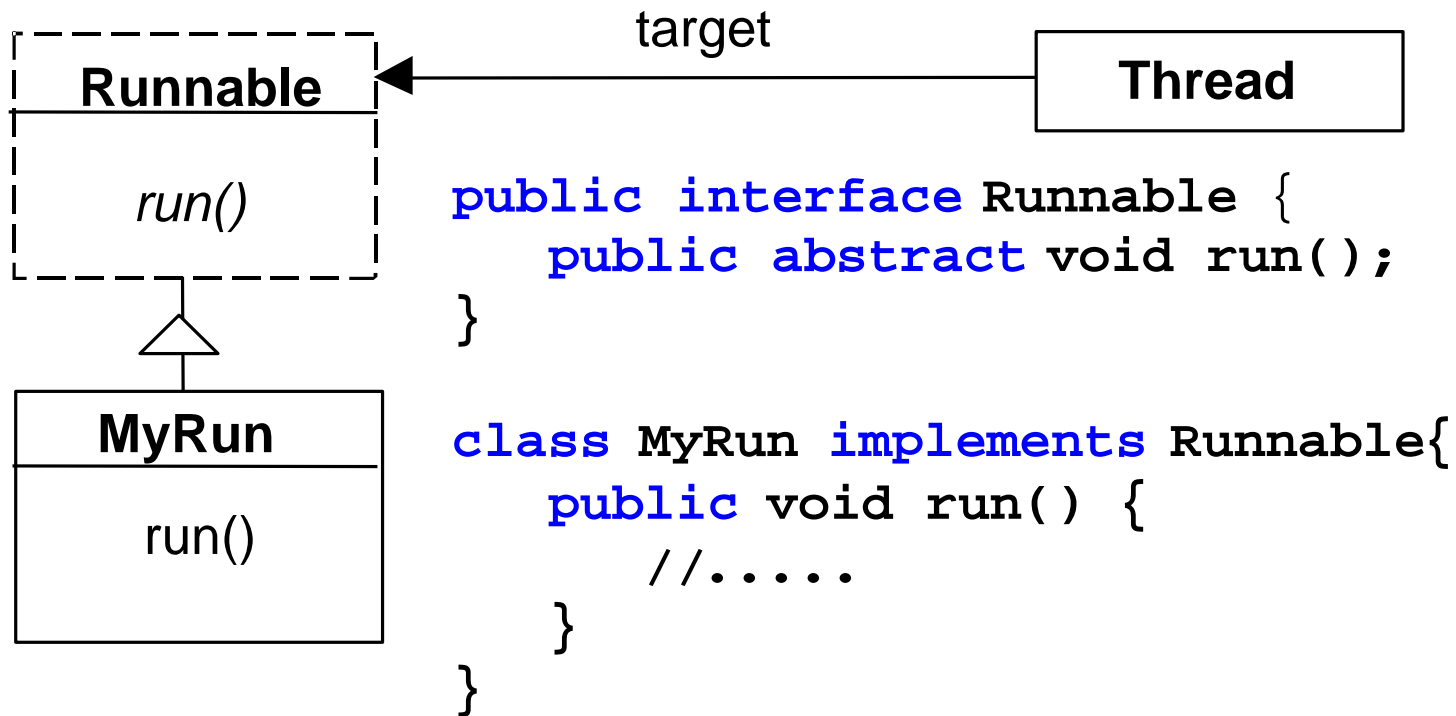
The Thread class executes instructions from its method run(). The actual code executed depends on the implementation provided for run() in a derived class.

```
class MyThread extends Thread {
    public void run() {
        //.....
    }
}
```

## threads in Java

---

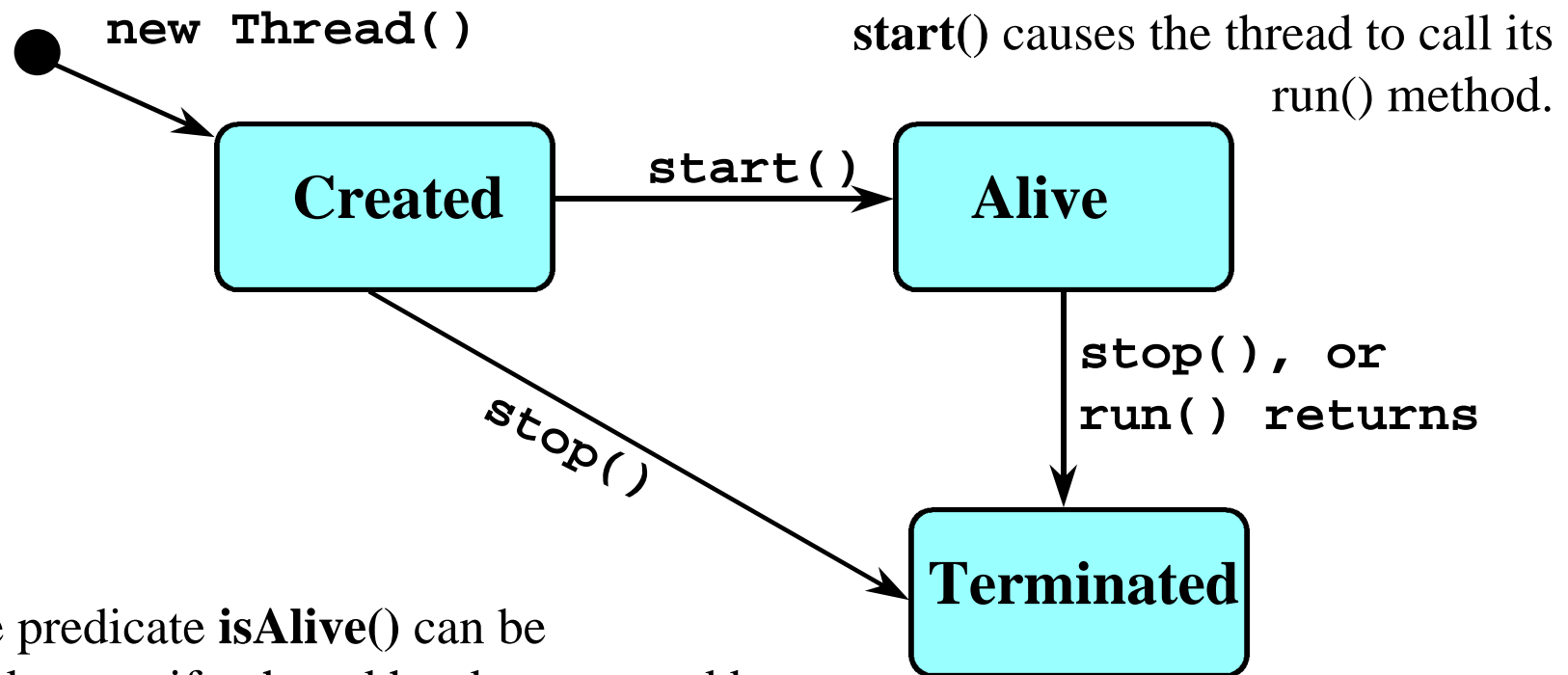
Since Java does not permit multiple inheritance, we often implement the **run()** method in a class not derived from Thread but from the interface Runnable.



# thread life-cycle in Java

---

An overview of the life-cycle of a thread as state transitions:

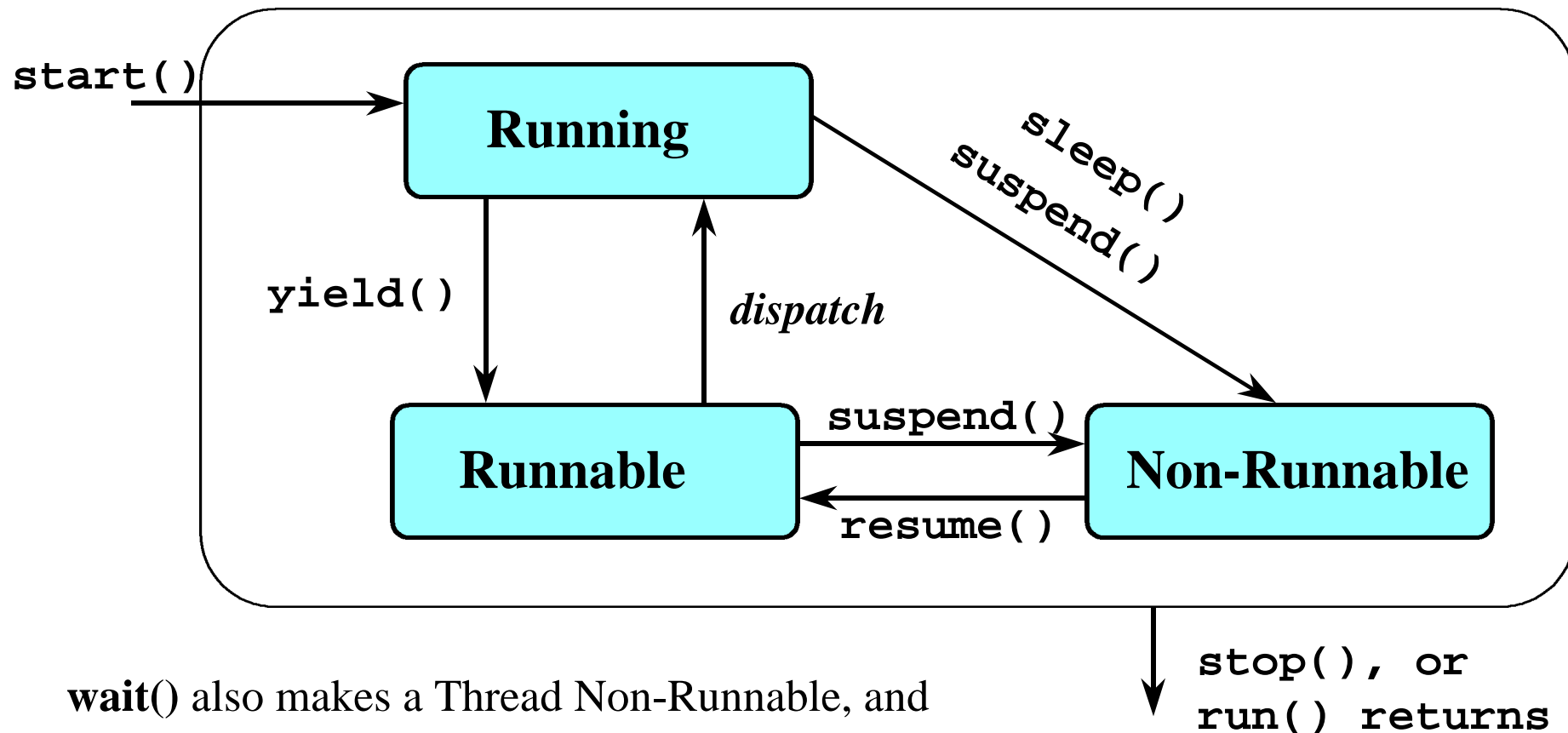


The predicate `isAlive()` can be used to test if a thread has been started but not terminated. Once terminated, it cannot be restarted (cf. mortals).



## thread alive states in Java

Once started, an **alive** thread has a number of substates :



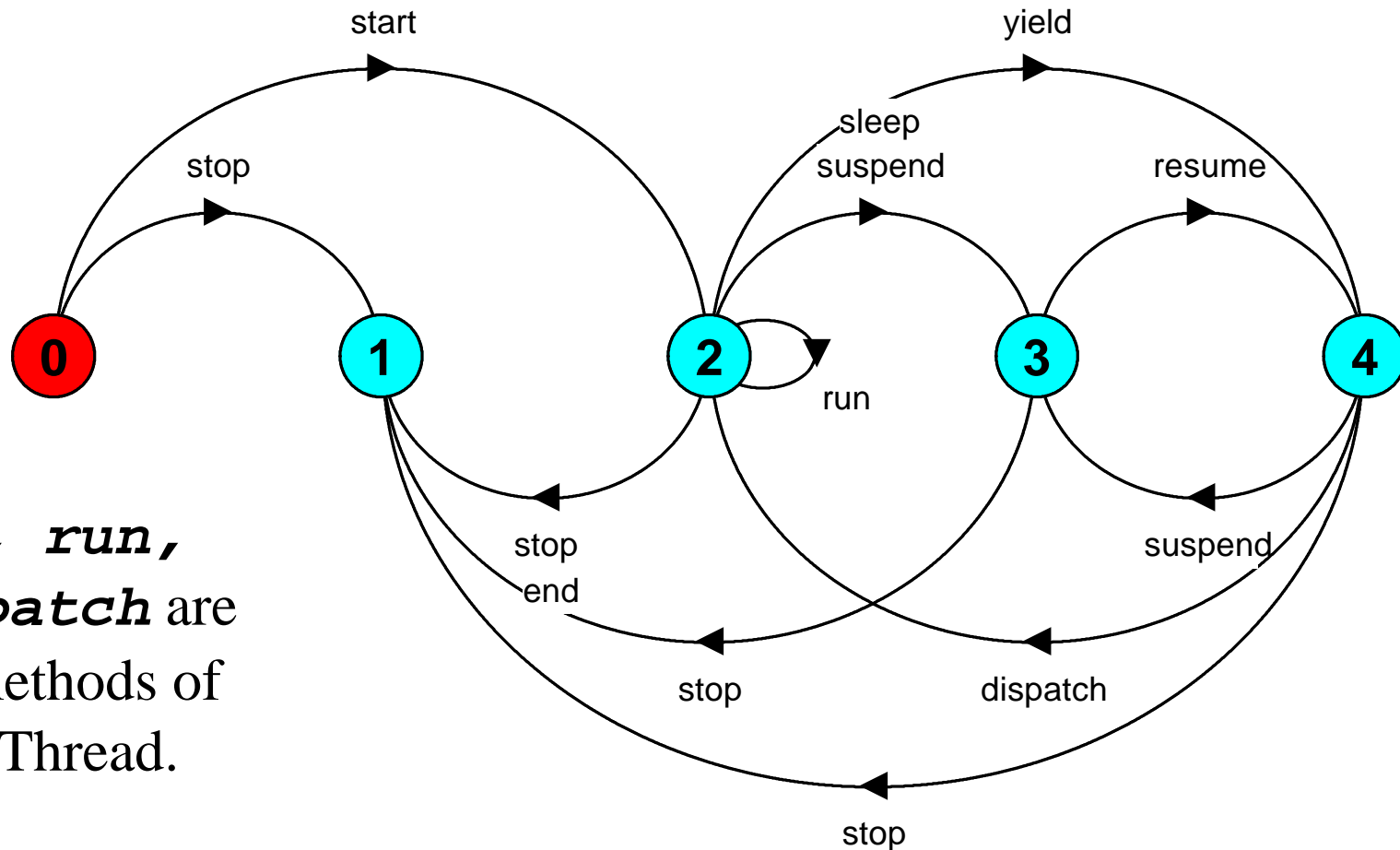
**wait()** also makes a Thread Non-Runnable, and **notify()** Runnable (used in later chapters).

Concurrency: processes & threads

## Java thread lifecycle - an FSP specification

```
THREAD          = CREATED,
CREATED         = (start          ->RUNNING
                  |stop          ->TERMINATED),
RUNNING        = ({suspend,sleep}->NON_RUNNABLE
                  |yield        ->RUNNABLE
                  |{stop,end}   ->TERMINATED
                  |run          ->RUNNING),
RUNNABLE       = (suspend        ->NON_RUNNABLE
                  |dispatch     ->RUNNING
                  |stop          ->TERMINATED),
NON_RUNNABLE   = (resume        ->RUNNABLE
                  |stop          ->TERMINATED),
TERMINATED     = STOP.
```

# Java thread lifecycle - an FSP specification



*end*, *run*,  
*dispatch* are  
not methods of  
class Thread.

States 0 to 4 correspond to **CREATED**, **TERMINATED**, **RUNNING**, **NON-RUNNABLE**, and **RUNNABLE** respectively.

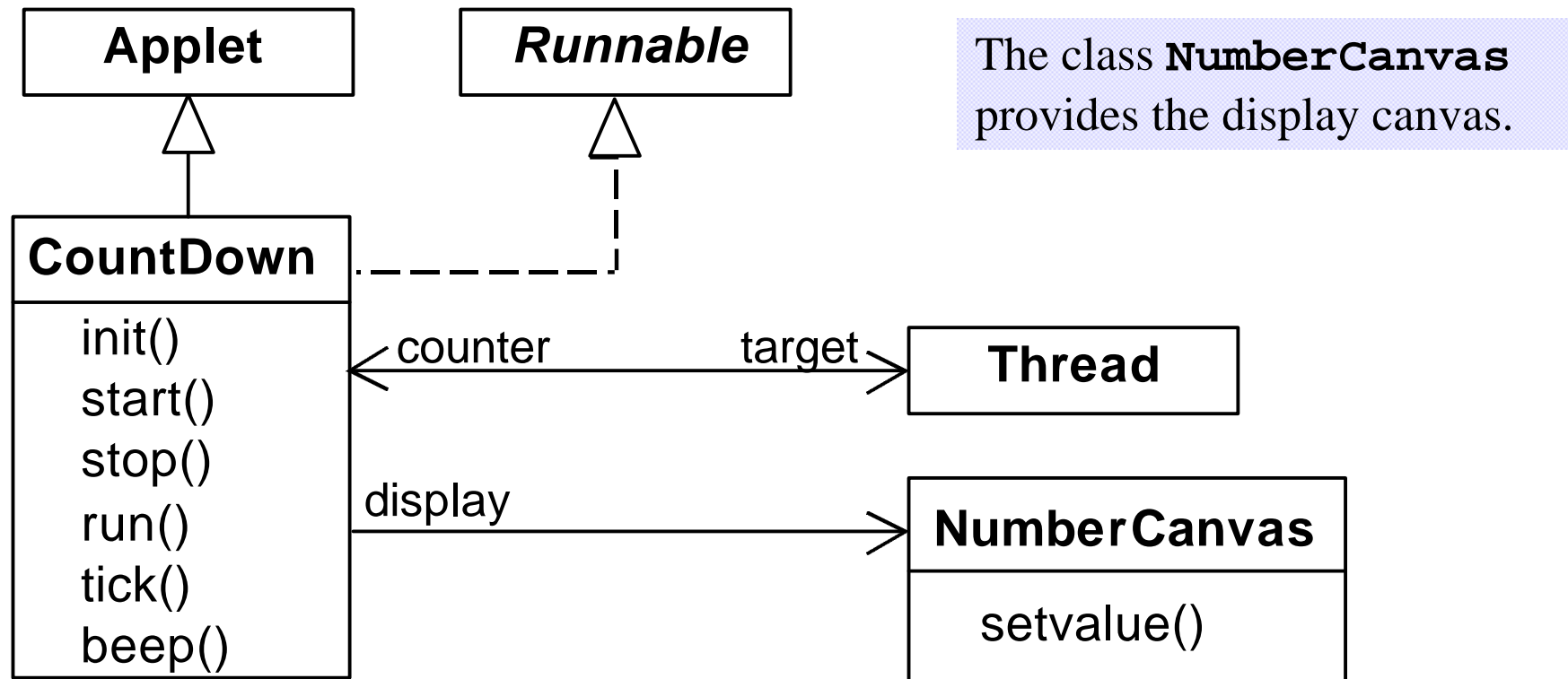
## CountDown timer example

---

```
COUNTDOWN (N=3)    = (start->COUNTDOWN[N]),  
COUNTDOWN[i:0..N] =  
    (when(i>0) tick->COUNTDOWN[i-1]  
    |when(i==0)beep->STOP  
    |stop->STOP  
    ).
```

*Implementation in Java?*

## CountDown timer - class diagram



The class **CountDown** derives from **Applet** and contains the implementation of the `run()` method which is required by **Thread**.

## CountDown class

```
public class Countdown extends Applet
    implements Runnable {
    Thread counter; int i;
    final static int N = 10;
    AudioClip beepSound, tickSound;
    NumberCanvas display;

    public void init() {...}
    public void start() {...}
    public void stop() {...}
    public void run() {...}
    private void tick() {...}
    private void beep() {...}
}
```

## CountDown class - start(), stop() and run()

```
public void start() {
    counter = new Thread(this);
    i = N; counter.start();
}

public void stop() {
    counter = null;
}

public void run() {
    while(true) {
        if (counter == null) return;
        if (i>0) { tick(); --i; }
        if (i==0) { beep(); return; }
    }
}
```

### COUNTDOWN Model

start ->

stop ->

COUNTDOWN[i] process

recursion as a while loop

STOP

when(i>0) tick -> CD[i-1]

when(i==0)beep -> STOP

STOP when run() returns

# Summary

---

## Concepts

**process** - unit of concurrency, execution of a program

## Models

**LTS** to model processes as state machines - sequences of atomic actions

**FSP** to specify processes using prefix "->", choice "|" and recursion.

## Practice

**Java threads** to implement processes.

**Thread lifecycle** - created, running, runnable, non-runnable, terminated.